

SHEET
1

14
13
12
11
10
9
8
7



ALLEGIANCE FOOTWEAR™

368 Cold Springs Road
Mountain City, TN 37683
(423) 727-5310
www.AFBoots.com

12"
11"
10"
9"
8"
7"
6"
5"

**MEN
USE BLACK
GUIDES**

D OR **M**
E OR **W**
EE OR **XW**
EEE OR **H**
EEEE
MEN

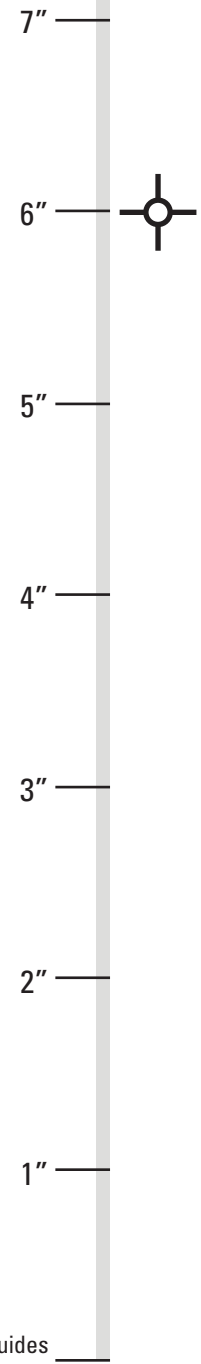




Use these marks to line up the pages.

USE BLACK GUIDES

SHEET 2

Use these marks to line up the pages.



1. Use these marks  to line up **SHEET 1** and **SHEET 2**. We recommend taping the sheets together.
2. Be seated with weight off the foot.
3. Place heel against bottom edge and side of foot against left edge.
4. To ensure accuracy of measurement, remain seated, press toes gently with fingers and read length at the end of the longest toe. If toe falls between lines, use the greater length.
5. Read the width by lining up the right side of foot to the width scale. Do not allow additional room for either length or width. Shoes are built to allow extra room.

*This is a rough guide to get you started. Trying on shoes is the best way to ensure a good fit.

Use these guides to verify accuracy